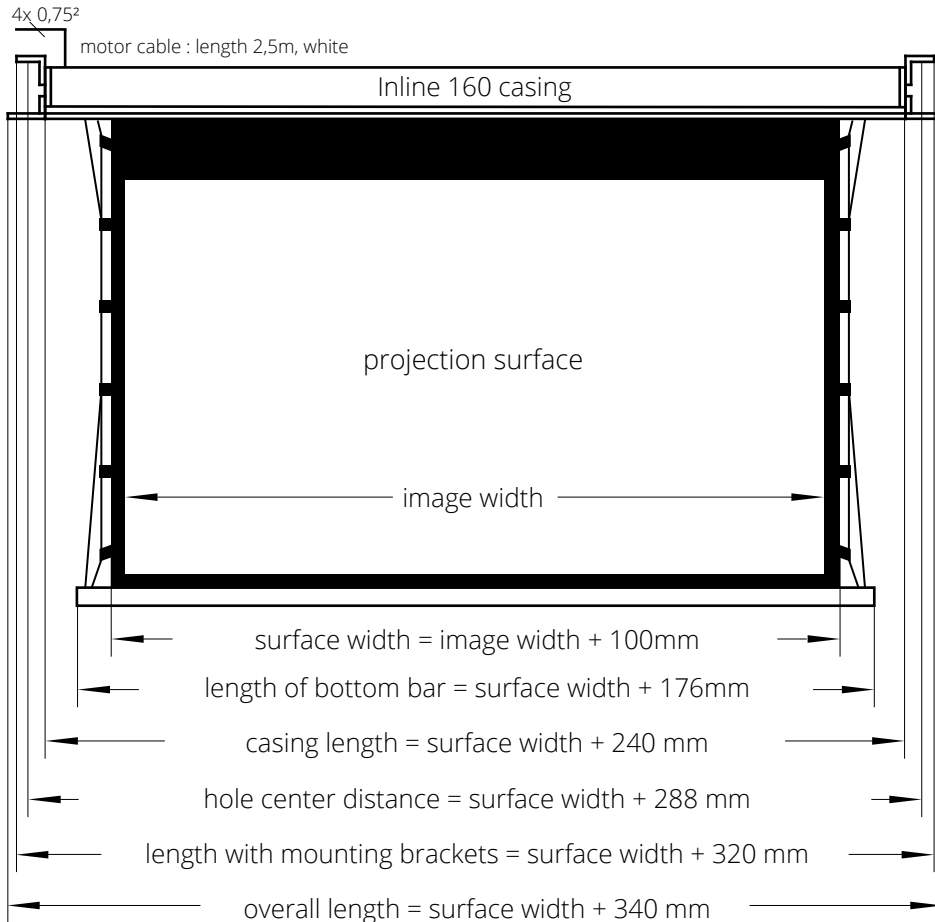


INLINE 160 TENSIONED EBR CEILING INTEGRATION

Dimensions of the Projection Screen

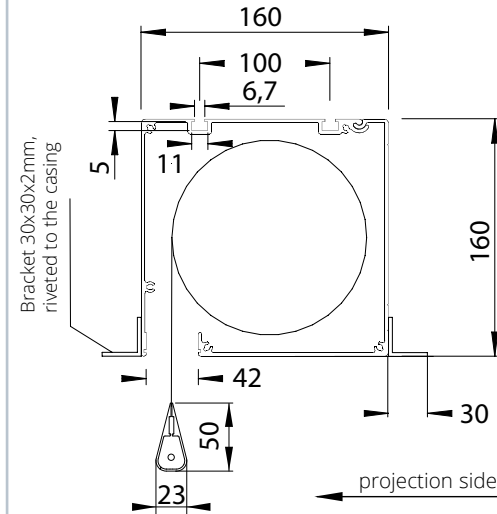


overall length: +/- 2mm

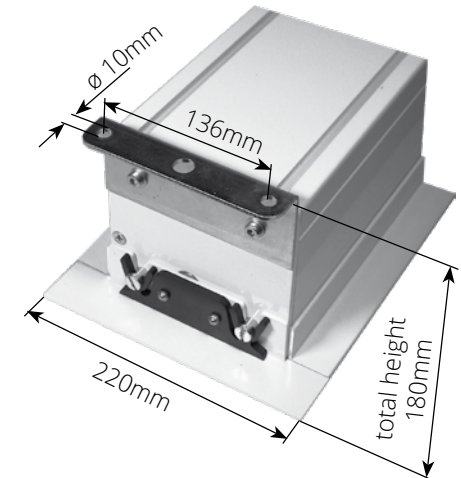
RECESS FOR SUSPENDED CEILING:
In case of subsequent mounting of the projection screen into a suspended ceiling, a recess according to the sketch has to be made.



Cross Section Inline-Casing



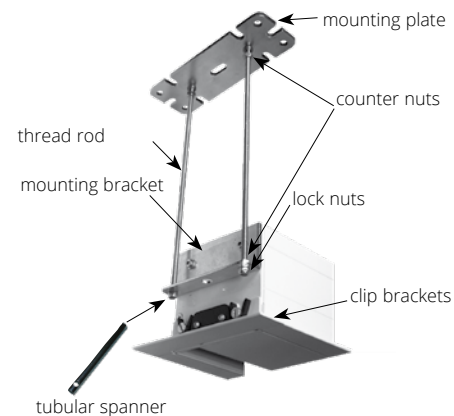
Clip Bracket and Mounting Bracket



BIZ-MSAD/160

Inline Mounting Set for Suspended Ceiling

The Mounting Set - the perfect supplement for projection screens for suspended ceilings. Thread rods (100cm) enable a continuously adjustment to the ceiling level.



All projection screens in system Inline are available as projection screens for ceiling integration. The clip-brackets on both sides of the screen are detachable to allow convenient access to the screws for mounting and servicing. Mounting and dismantling of the projection screen can be done without service flap.

